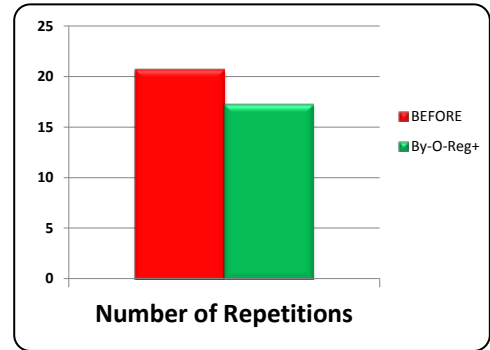
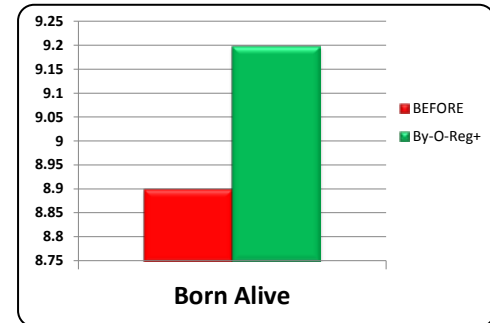


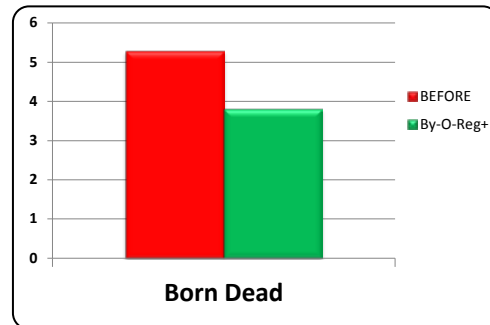
| REPRODUCTIVE PERFORMANCE | | | |
|-----------------------------------|--------|-----------|-----------------------------------------|
| | BEFORE | By-O-Reg+ | |
| Number of Services | 312 | 323 | 11 ↑ |
| Number of Repetitions | 20.8 | 17.3 | 3.5 ↓ |
| Time between weaning-1st services | 12.6 | 12.4 | 0.2 ↓ |
| Sows Serviced after weaning | 82.8 | 79.5 | 3.3 |



| BIRTH PERFORMANCE | | | |
|-------------------------|--------|-----------|----------------------------------------------|
| | BEFORE | By-O-Reg+ | |
| Sows Serviced | 203 | 163 | 40 |
| Average Birth per Sow | 3 | 3.1 | 0.1 |
| Total Pigs per liter | 9.5 | 9.7 | 0.2 ↑ |
| Weight Born Alive | 1.5 | 1.52 | 0.02 ↑ |
| Born Alive | 8.9 | 9.2 | 0.3 ↑ |
| Born Dead | 5.3 | 3.8 | 1.5 ↓ |
| * Mummies | 0.8 | 0.6 | 0.2 ↓ |
| Birth Rate | 70 | 50.6 | 19.4 |
| Time Between Births | 159 | 158 | 1 per day ↓ |
| Liters per Sow per Year | 2.12 | 2.06 | 0.06 |



| WEANING PERFORMANCE | | | |
|---------------------------------|--------|-----------|------------------------------------------|
| | BEFORE | By-O-Reg+ | |
| Number of liters | 198 | 214 | 16 ↑ |
| Total of Pigs | 1683 | 1850 | 167 ↑ |
| * Pigs weaned per Sow | 8.1 | 8.6 | 0.5 ↑ |
| Weaned Mortality | 9.5 | 8.6 | 0.9 ↓ |
| Average Age | 27.7 | 27.3 | 0.4 |
| Average feed Consumed at day 21 | 55 | 54 | 1kg, 100g per weaning |
| Pigs per Sow per Year | 17.2 | 17.7 | 0.5 ↑ |
| Pigs weaned in a Sows life | 23 | 26 | 3 ↑ |



| POPULATION | | | |
|-------------------------|--------|-----------|------------------------------------------|
| | BEFORE | By-O-Reg+ | |
| Sows Inventory | 299 | 338 | 39 ↑ |
| Average Birth | 2.075 | 2.28 | 0.2 ↑ |
| First Sows Entrance | 55 | 72 | 17 |
| First Sows to Slaughter | 50 | 23 | 27 ↓ |
| * Death First Sows | 7 | 2 | 5 ↓ |
| Inventory of Hogs | 8 | 8 | = |
| Ratio Sow to Hog | 37.4 | 42.3 | 4.9 ↑ |
| Tasa de Desechos | 50.8 | 17.7 | 33.1 ↓ |
| * Death Rate | 7.1 | 1.5 | 5.6 ↓ |

